



# What is net zero?

**Sara Grimes,  
BWCE**



Bath & West  
Community Energy

# So what does 'net zero by 2050' actually mean?

By 2050, the amount of greenhouse gases (like carbon dioxide) the UK adds to the atmosphere is no longer more than what they take out.

**68% cut by 2030:**

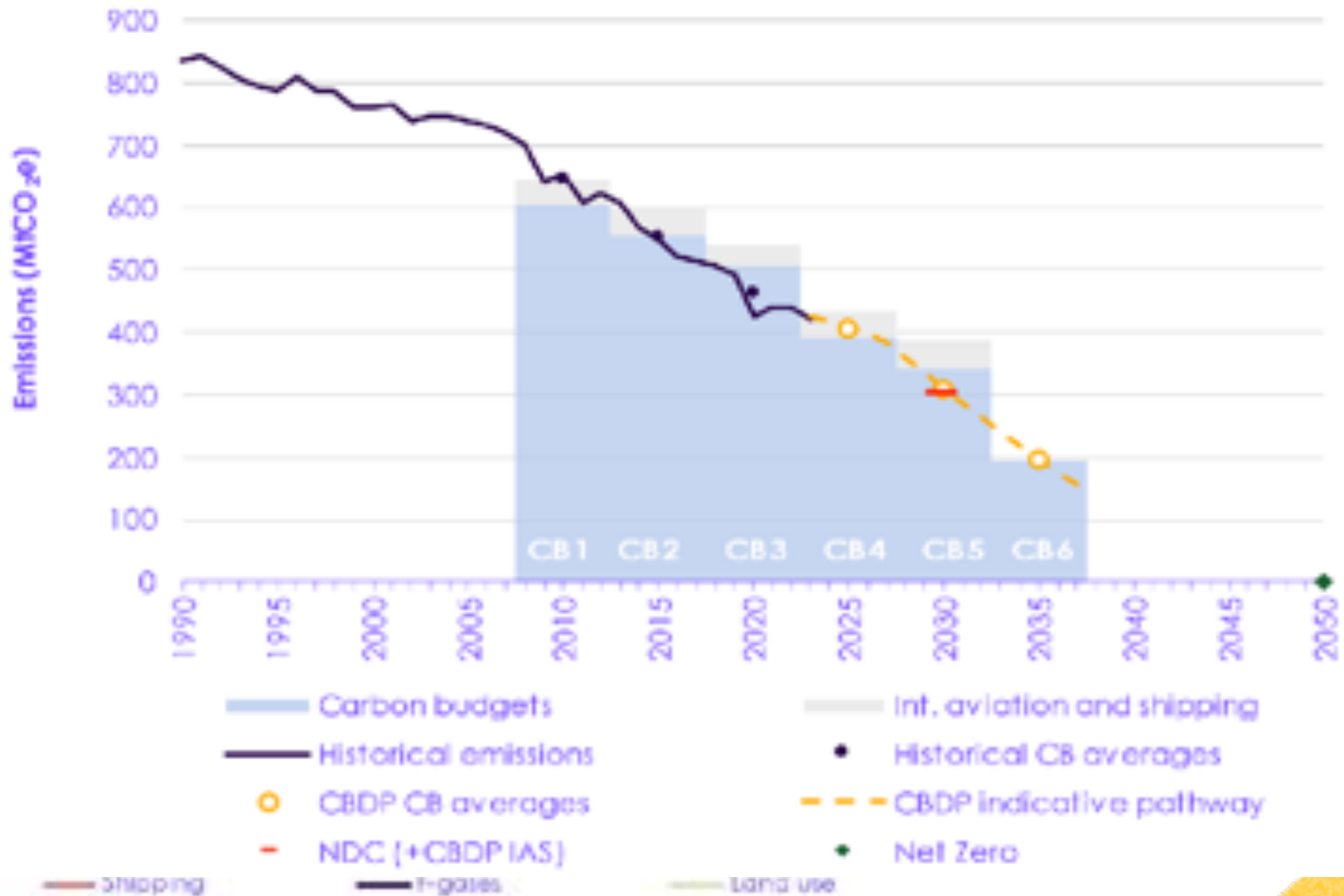
3 x offshore wind, 2 x onshore wind, 5x solar installations.

10% of existing homes with heat pumps, versus 1% today.

100% of new cars are electric



# How is the UK getting on? (Plus 40% for imports)

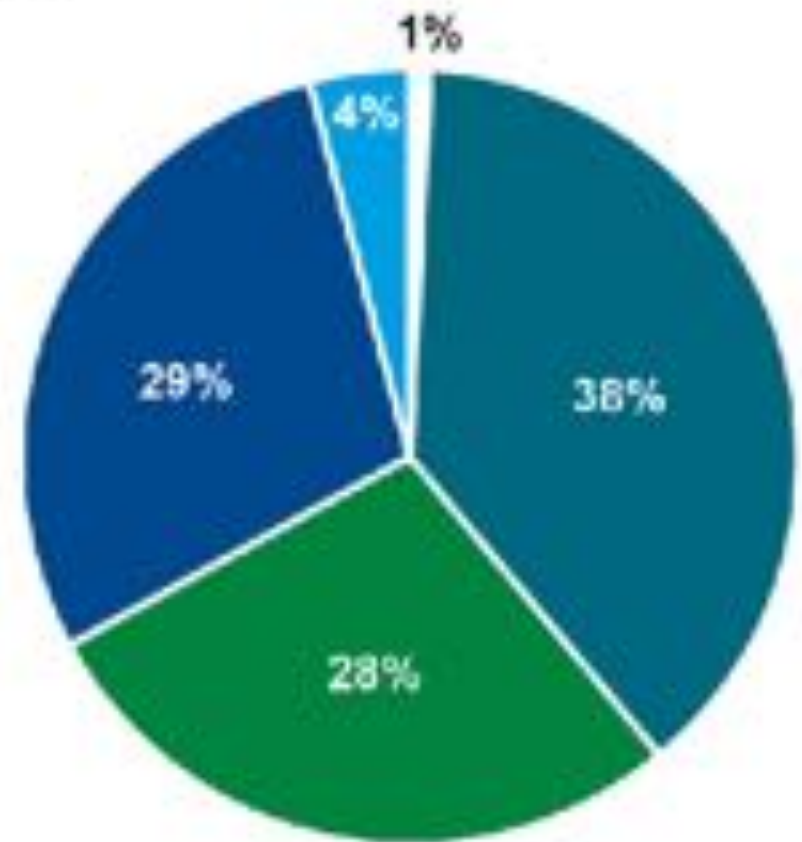


# The Energy Transition is deepening...



So what  
can we do?

Figure 1: Bath & North East Somerset District  
Carbon footprint - Scope 1 & 2



Others are  
acting: Net  
Zero in  
buildings



# Net Zero New Build in B&NES

## Residential

- Space heating demand  $<30\text{kWh}/\text{m}^2\text{a}$
- Total energy use  $<40\text{ kWh}/(\text{m}^2\text{a})$ .
- Renewable energy generation must match or exceed the total energy use. Or offset - £373/tCO<sub>2</sub> for 30y

## Major Non-residential

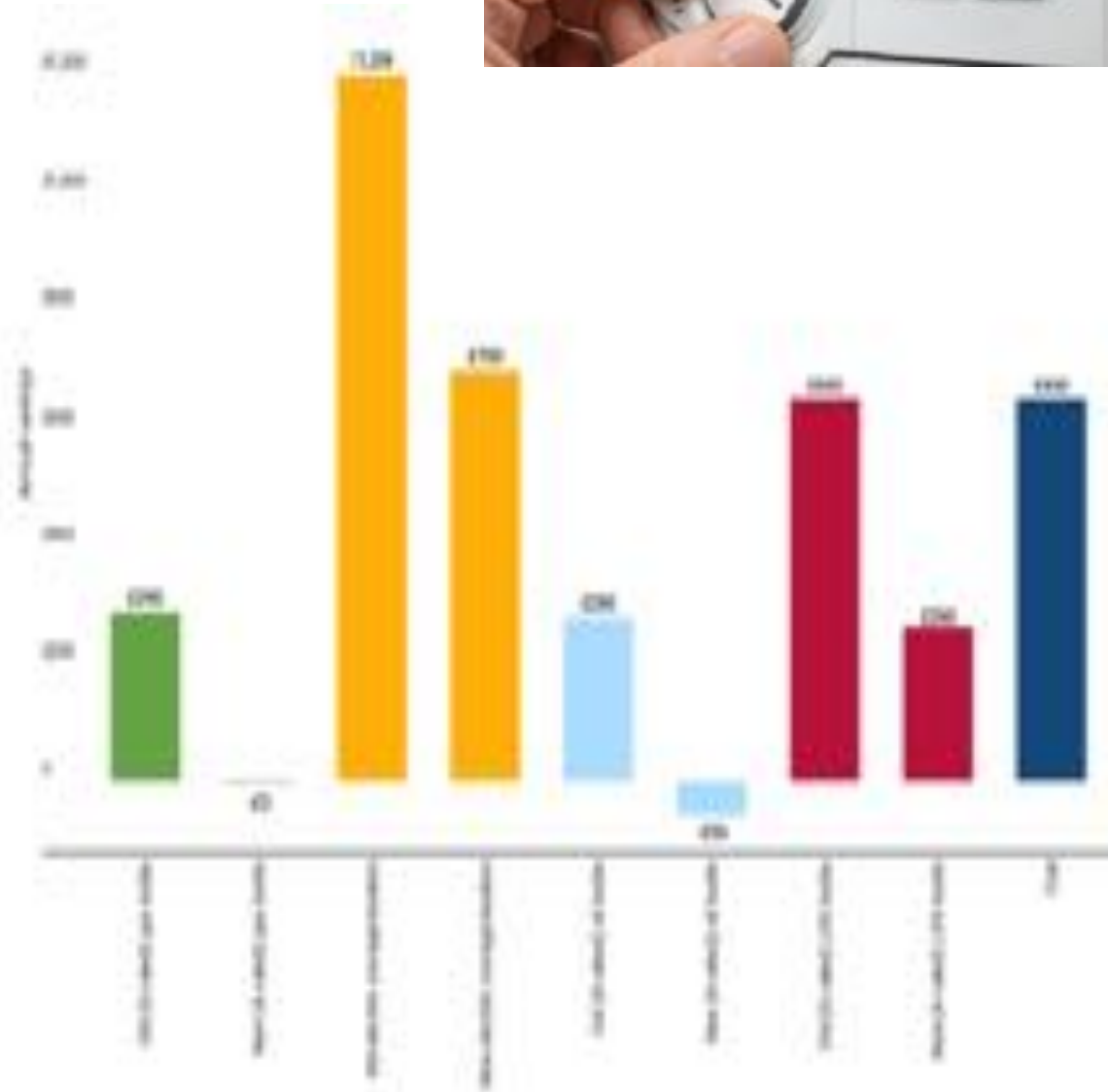
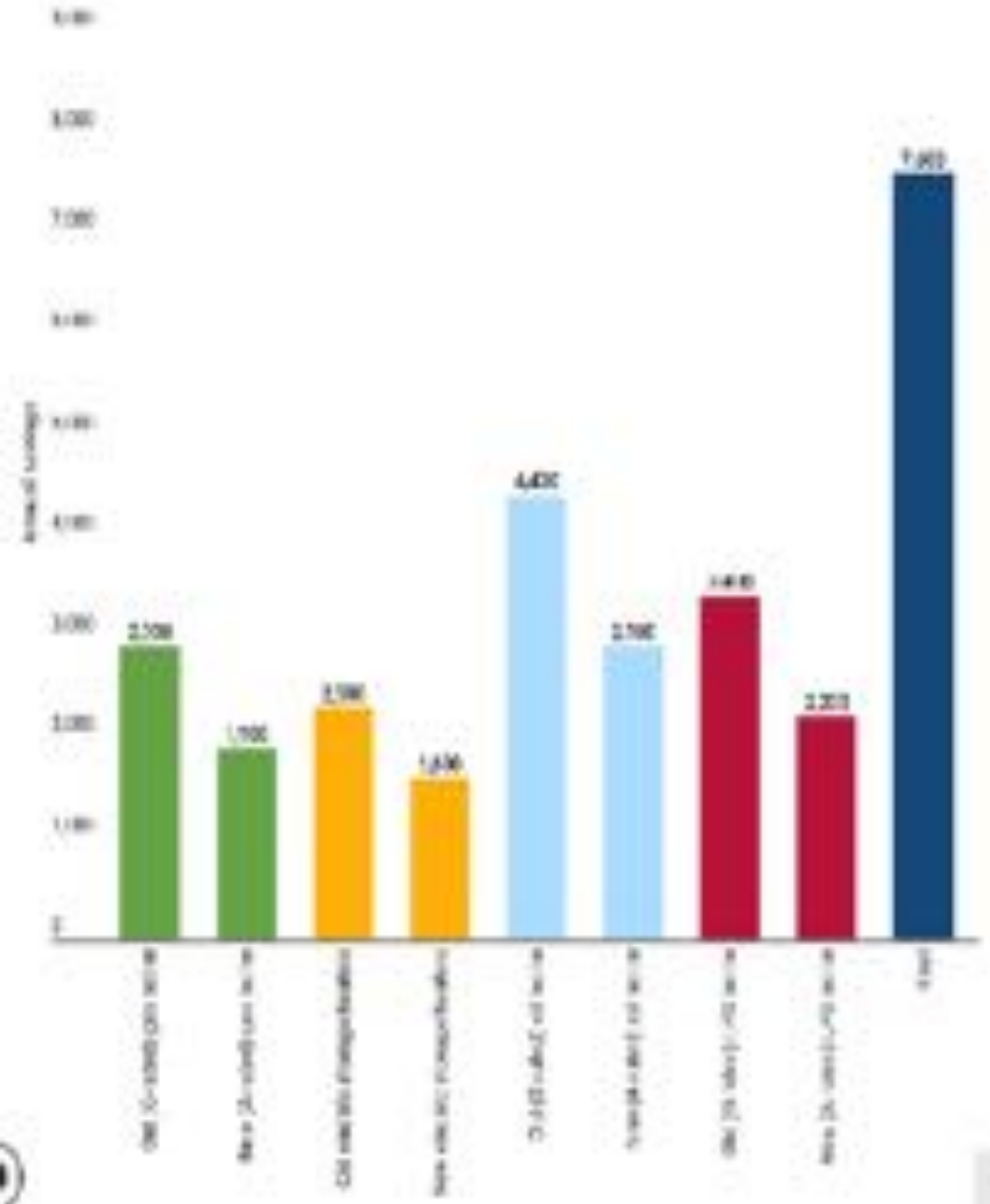
A 100% operational carbon reduction

**Embodied carbon: large scale**

900 kgCO<sub>2</sub>e/m<sup>2</sup>



# Existing Buildings: Heat pumps



# How do you rank?

Total energy use kWh/(m<sup>2</sup>a).

Home energy consumption (gas + power in kilowatt hours - kWh) divided by floor area

**B&NES New Build standard = 40kwh/m<sup>2</sup>**



**A quick plug if you want to make the experience more enjoyable!**



# Home Energy Neighbourhoods

- Get together 4+ households living in similar homes
- £45 Home Energy Efficiency Plan or Heat Pump Surveys
- 'Housewarming Party' with assessor



**Sneak Preview for Widcombe...announcing the...**

# Bath and North East Somerset Community Energy Network

Lottery Climate Action Fund



**Bath & North East  
Somerset Council**  
Improving People's Lives



**Bath & West  
Community Energy**  
Generating local energy



**Community  
Wellbeing Hub**



**UNIVERSITY OF  
BATH**

# CWH – A centre point of access



- A central point of access health and wellbeing services. Supporting individuals and their families.
- Collaboration and person centred approach, regular MDT meetings.
- Partners offering 80+ services supporting people's needs:
  - Financial and money matters
  - Keeping active and healthy
  - Achieving a healthy weight
  - Accessing food
  - Mental health and wellbeing support
  - Lifestyles services e.g. stop smoking
  - Social prescribing
  - Housing advice and support
  - Home from Hospital services
  - Employment, skills and training
  - Wellbeing course and volunteering
  - Supporting carers, family members and others
  - **\*Energy Advisers and Outreach**



# Home Energy Champions Needed!

- B&NES Community Energy Network
- Get trained to advise people at risk of fuel poverty on energy saving
- Any other 'champion' activities



**Thank you!**

